


**941A MOBILE FILING SYSTEM (MANUAL TYPE)**  
 小型手動 / 活動組合式推柜  
 單面: W39" X D15" X H84"  
 雙面: W39" X D28" X H84"



**941B MOBILE FILING SYSTEM (MANUAL TYPE)**  
 中型手動式推柜

**SF-450-2 SINGLE FIXED** (1 BAY/2 BAYS) W1040/1940 X D450 X H2150 mm  
**SM-450-2 SINGLE MOVABLE** W1040/1940 X D450 X H2150 mm  
**DM-650-2 DOUBLE MOVABLE** W1040/1940 X D650 X H2150 mm  
**DM-850-2 DOUBLE MOVABLE** W1040/1940 X D850 X H2150 mm

STORAGE ACCESSORIES FOR MOBILE SYSTEM & ROLLER SHUTTER DOORS CABINETS. 以下配件合各推柜及捲閘柜用。




**1 PULL-OUT FRAME**  
掛快勞拉架



**941C MOBILE FILING SYSTEM (MANUAL TYPE)**  
 大型倉庫式推柜

**SF-M450-2 SINGLE FIXED** (1 BAY/2 BAY) W1080/1980 X D450 X H2150 mm  
**SM-M450-2 SINGLE MOVABLE** W1155/2055 X D450 X H2150 mm  
**DM-M450-2 DOUBLE MOVABLE** W1155/2055 X D650 X H2150 mm  
**DM-M450-2 DOUBLE MOVABLE** W1155/2055 X D850 X H2150 mm  
 UP TO 8 BAYS : W7455 mm



**2 PULL-OUT DRAWER**  
柜桶



**3 PULL-OUT WORKTOP**  
工作板



**4 DIVIDER**  
分隔板



**5 COAT HANGING ROD**  
掛衣通



**6 LATERAL FILING ROD**  
橫式快勞掛通



**7 CABINET TOP**  
柜面板(各款矮柜用)

高級百變貨架

SUPER WIRE SHELVING

組合式電鍍 / 不銹鋼架美觀實用, 適合百貨、凍房、廚房、酒店、園藝等用, 台灣製造, 美國標準。

S/S SOLID SHELF  
 S/S OR C.P. SHELF  
 不銹鋼板、電鍍  
 不銹鋼網板

S/S POST  
 不銹鋼柱

HEIGHT(m/m)	WIDTH X LENGTH(m/m)
355	460 X 760
755	460 X 910
860	460 X 1220
1390	460 X 1520
1590	610 X 910
1900	610 X 1070
2200	610 X 1220
	610 X 1520



**942SS SUPER WIRE SHELVING**  
 高級百變貨架



DISPLAY 百貨陳列



HOTEL & CATERING STORAGE  
 凍房、廚房

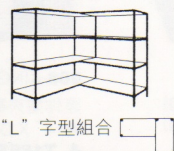
基本應用組合



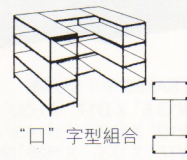
工作桌



手推車




"L" 字型組合



"口" 字型組合



TROLLEY



直立並列組合



**942 HEAVY DUTY STORAGE RACK**

重型貨倉貯物架  
 每層可負重 300KG  
 活動層板  
 架與架可相連  
 可訂造其他尺寸  
 W72" X D24" X H72"

