

PANEL SYSTEMS FABRIC OR PLASTIC CAMINATED SURFACES WITH ALUMINIUM FRAME
專造各款布面或防火板面包鋁框活動屏風間板，組合靈活，美觀實用。



SIMPLE PARTITION 小型屏風間格



護老院防火板面屏風間格及不銹鋼床



職員辦公位屏風間格



開放式辦公室屏風間格·組合靈活·美觀實用

BASIC SIZE 基本款式呎吋

PANEL	WIDTH (mm) HEIGHT	WIDTH (mm)											
		450	600	700	800	900	1000	1200	1400	1500	1600	R-700	
SOLID PANEL SEMI TRANSPARENT PANEL TRANSPARENT PANEL CURVED SOLID PANEL	400 枱面屏封 DESK TOP PANEL	■	■	■	■	■	■	■	■	■	■	■	■
	900 1050 1200	■	■	■	■	■	■	■	■	■	■	■	○
	1400 1500 1600 1800	■	■	■	■	■	■	■	■	■	■	■	○

ACCESSORIES (mm) 附屬設備

1 ERGO TOP: W1400 X D700 X W1400 X D450, W1500 X D700 X W1500 X D450

2 WORKTOP: W1000-1600 X D450-800

3 P-SHAPE WORKTOP: W1800 X D800 X Ø1000, W2000 X D1000 X Ø1200

4 U-SHAPE WORKTOP: W1600 X D700, W1800 X D800

5 METAL LEG: H720

6 COUNTERTOP: W600-1800 X D360

7 1/4 CURVED TOP: R600-700

8 PENTAGON WORKTOP: W900, D900, 300, 480, 600, 600

9 1/4 CURVED COUNTERTOP CORNER: R900 X D360


10 COUNTER WING: W600-900 X D350

11 HANGING CABINET: W900-1200 X D360, W1500 X D360


12 HANGING RACK: 300




HANGING CABINET
捲閘掛柜
D400 X H450 mm




HANGING SHELF
懸吊式書架



COUNTER TOP
柜枱桌面



2-WAY CONNECTION
POST
轉角收邊



SOCKET OUTLET AND
CABLE TRUNKING
線槽和電蘇制位



SUPPORT LEG AND
CONNECTION BRACKET
堅固定位腳和接駁定位扣